

# COGNITIVELY ACCESSIBLE GUIDE



# Els Tres Tombs 2025

Barcelona  
18 de gener

200a  
edició



Ajuntament de  
Barcelona

## Cavalcada del Bicentenari

### Descoberta de la catifa del Bicentenari

10 h  
Ronda de Sant Pau amb  
la ronda de Sant Antoni

### Inici de la cavalcada




10.45 h  
Av. Paral·lel amb Rocafort  
Recorregut: av. Paral·lel, Rocafort,  
Tamarit (Mercat de Sant Antoni),  
Parlament, rda. Sant Pau, rda. Sant  
Antoni, Villarroel, Floridablanca,  
rda. Sant Antoni, pl. Universitat, Pelai,  
la Rambla (descendent), Hospital,  
pl. Aureli Capmany, riera Blanca,  
rda. Sant Antoni, Manso, av. Paral·lel  
i pl. Puig i Cadafalch.


### Benedicció a l'Escola Pia de Sant Antoni

Cap a les 1115 h, un cop hagi  
desfilat la cavalcada

Podeu consultar-ne més informació al web.

[barcelona.cat/trestombs](http://barcelona.cat/trestombs)

   @culturapopularbcn

 @cultupopularbcn

8 2301/2024



# General information

In this guide you will find information about the parade of the tres tombs of Barcelona.

The material contained in the guide is created in advance to facilitate participation in this activity. We recommend that before attending you review the guide to prepare your outing.


Keep in mind that this is a cultural activity of community leisure with a large number of people. There will be ambient noise typical of the influx of the general public and the animals that participate in the parade.

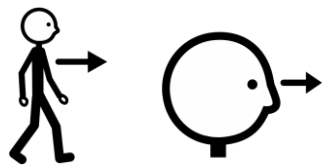
# Recommendations to keep in mind

- There are animals participating in the parade and ambient noise of influx of public, bring your cancellation helmets of noise in case you needed them.




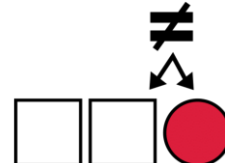
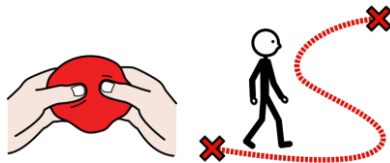
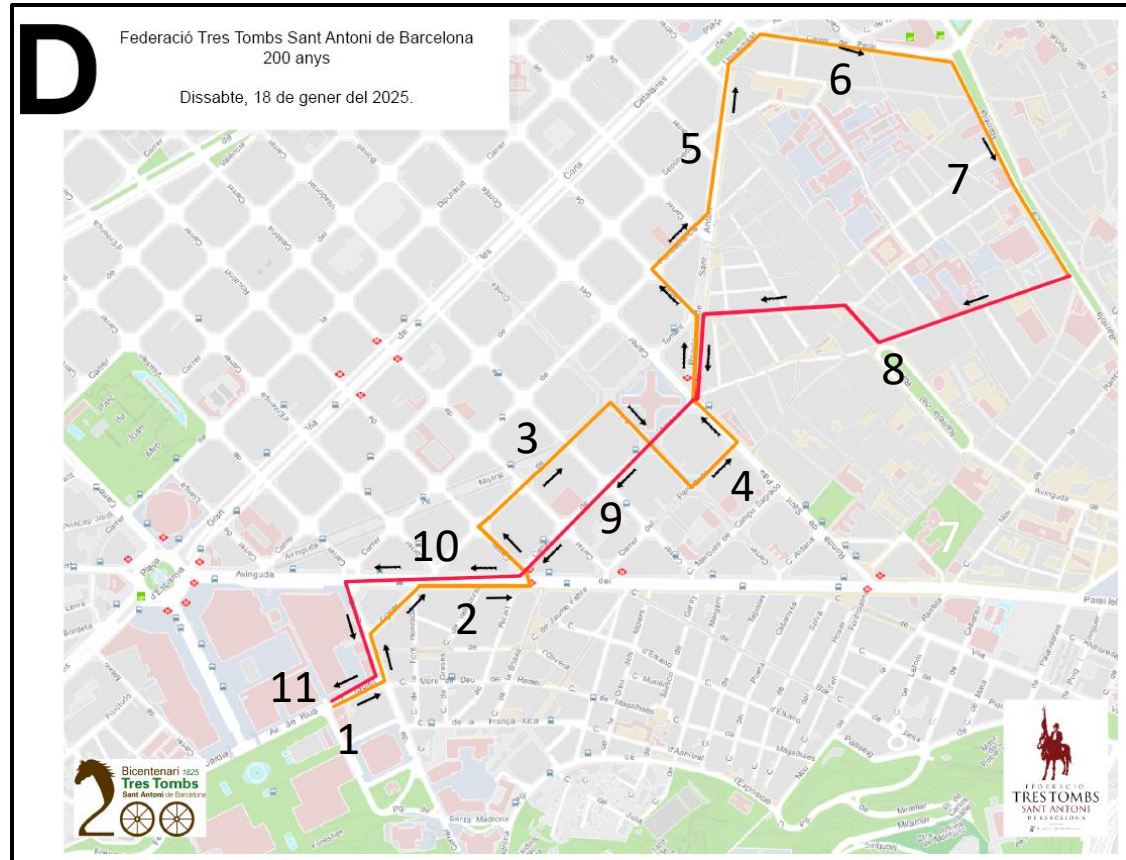
- The space where the activity is carried out are the streets of Barcelona, carry an identifier designating a person and contact telephone number in case any child or young person becomes disoriented.





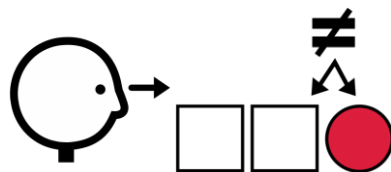


I'M GOING TO SEE THE PARADE OF THE TRES TOMBS OF BARCELONA



1. AVENUE RIUS I TAULET
2. AVENUE DEL PARAL·LEL
3. TAMARIT STREET
4. PARLAMENT STREET
5. SANT ANTONI ROUND
6. PELAI STREET
7. LA RAMBLA
8. HOSPITAL STREET
9. SANT ANTONI ABAT STREET
10. AVENUE DEL PARAL·LEL
11. AVENUE RIUS I TAULET



THE PARADE TAKES A TOUR OF DIFFERENT STREETS OF THE CITY




IN THE PARADE I SEE DIFFERENT CARRIAGES, PEOPLE AND ANIMALS




IN FRONT OF THE PIA SANT ANTONI SCHOOL, CARRIAGES, PEOPLE AND ANIMALS ARE BLESSED

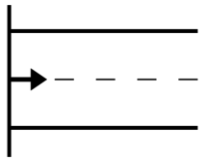




IN FRONT OF THE TRES TOMBS BAR THERE IS A CARPET OF FLOWERS



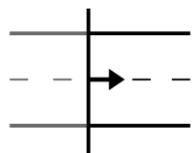
THE GIANTS OF SANT ANTONI WALK AND DANCE IN THE PARADE




AT THE BEGINNING OF THE PARADE GOES THE GUARD ON HORSEBACK





AFTER THE GUARD ON HORSEBACK GO THE MOSSOS D'ESQUADRA




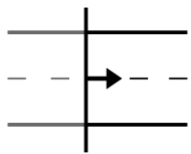
FOLLOWING THE MOSSOS D'ESQUADRA ARE THE RIDERS OF SAINT ANTONI



BEHIND THE RIDERS OF SAINT ANTHONY GOES THE CARRIAGE OF SAINT ANTHONY





AFTER SANT ANTONI GOES THE CARRIAGE OF THE TRES TOMBS


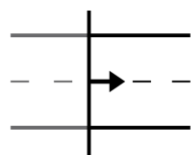


AFTER THE TRES TOMBS THERE ARE DIFFERENT CARRIAGES OF ENTITIES

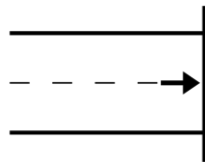




AFTER THE ENTITIES GO THE URBAN CARRIAGES



FOLLOWING THE CARRIAGES ARE THE RIDERS



AT THE END OF THE PARADE GO THE CLEANING VEHICLES



# Ajuntament de Barcelona



DOCUMENT PREPARED BY



*The pictographic symbols used are the property of the Government of Aragon and have been created by Sergio Palao for ARASAAC (<http://arasaac.org>) which distributes them under a Creative Commons license (BY-NC-SA). Author: CRAB Foundation and Aprenem autisme.*